

# ILMEC

## PERFORMANCE & TECHNICAL INFORMATION

In-line mixed flow fan with high efficiency EC motors.



Picture for illustration only.

### KEY BENEFITS:

- **HIGH PERFORMANCE** – EFFICIENT EC MOTOR TECHNOLOGY ENSURES LOW POWER CONSUMPTION WHILST MAINTAINING HIGH UNIT PERFORMANCE.
- **QUICK AND EASY INSTALLATION** – UNIT COMES WITH AN IN-BUILT MOUNTING PLATE AND CAN BE INSTALLED IN ANY ORIENTATION.
- **QUIET OPERATION** – LATEST EC TECHNOLOGY ENSURES LOW SOUND LEVELS EVEN UNDER HIGH PRESSURE, WITH SEPARATE IN-LINE SILENCER AVAILABLE FOR FURTHER ATTENUATION.
- **LIGHTWEIGHT** – MANUFACTURED FROM POLYPROPYLENE-MOULDED CASING.
- **SIMPLE TO USE CONTROLS** – FAN IS CONTROLLED BY 0-10V CONTROL SIGNAL WITH SEPARATE SPEED CONTROLLER AVAILABLE AS AN ANCILLARY.

### CODING ILMEC-100

ILM EC - 100  
 1 2 3

#### SAMPLE CODING

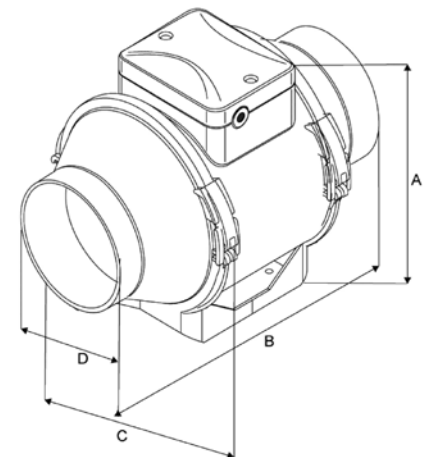
1. ILM fan range.
2. EC motor type.
3. Outlet duct diam. (mm)  
100, 125, 150, 200, 250 or 315.

### TECHNICAL DATA

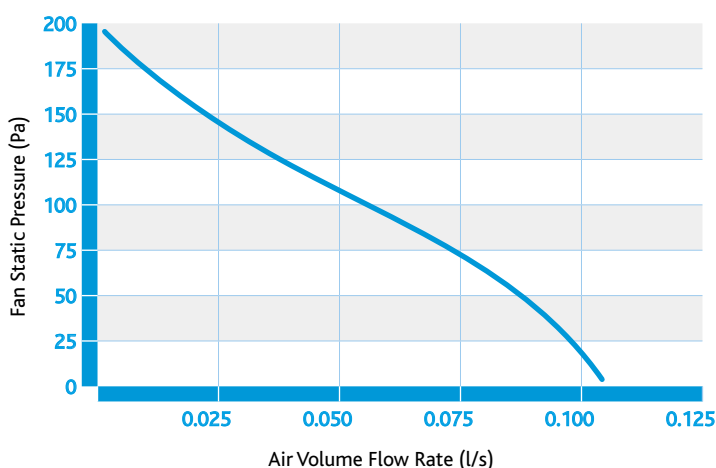
CODE	PHASE	RPM	FLC (A)	dB(A) @3m
ILMEC-100	1	3018	0.29	54
ILMEC-125	1	3036	0.39	51
ILMEC-150	1	3018	0.53	52
ILMEC-200	1	2880	0.99	55
ILMEC-250	1	2784	1.35	60
ILMEC-315	1	2508	2	58

### DIMENSIONS (mm) AND WEIGHT (kg)

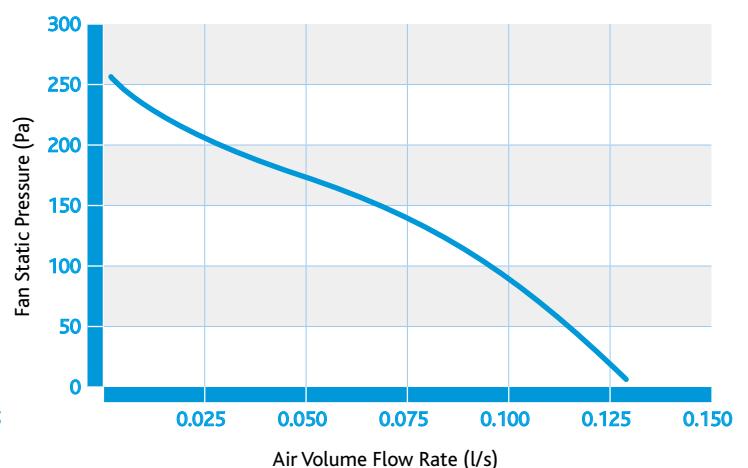
MODEL	A	B	C	D	WEIGHT
ILMEC-100	241	303	192	100	1.75
ILMEC-125	241	259	193	125	2.15
ILMEC-150	289	254	217	150	2.3
ILMEC-200	296	278	239	200	3.95
ILMEC-250	339	383	288	250	7.8
ILMEC-315	423	443	360	315	11.95



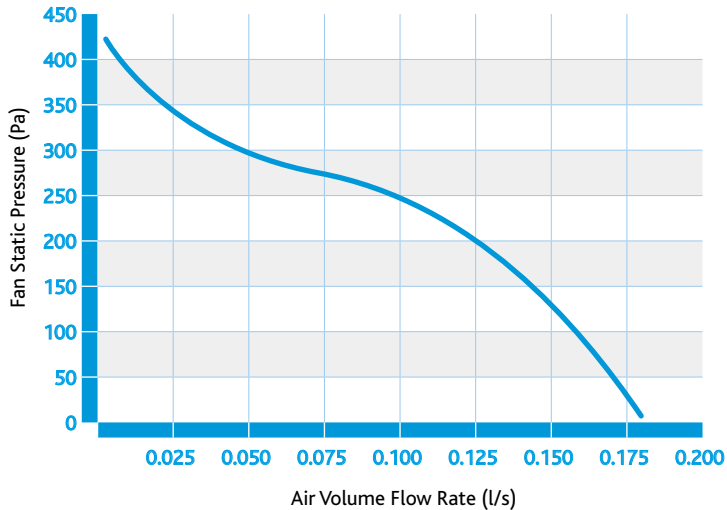
ILMEC 100 PERFORMANCE CURVE



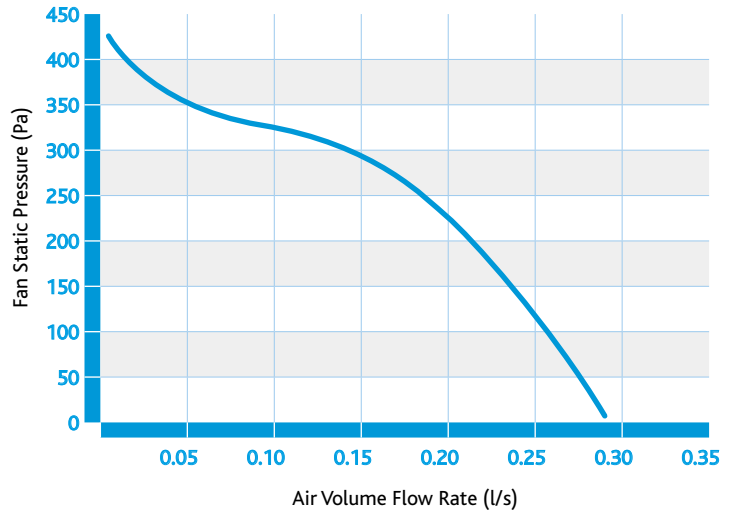
ILMEC 125 PERFORMANCE CURVE



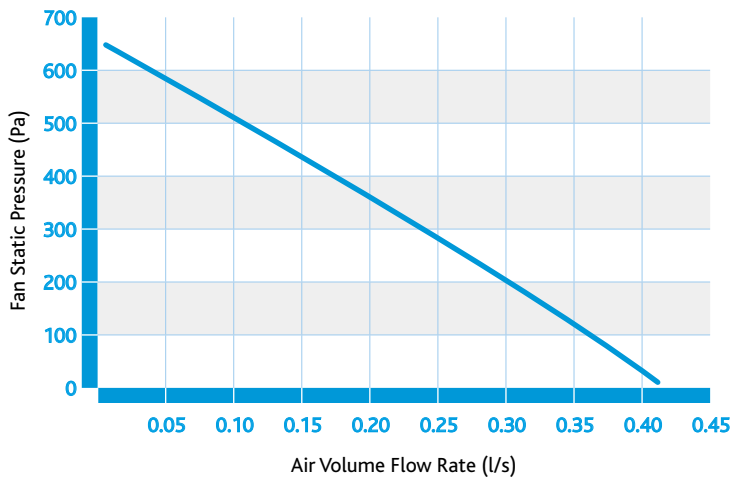
ILMEC 150 PERFORMANCE CURVE



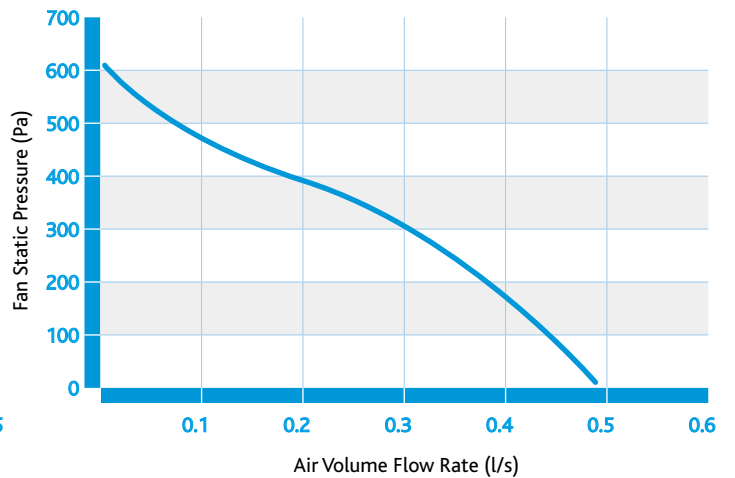
ILMEC 200 PERFORMANCE CURVE



ILMEC 250 PERFORMANCE CURVE



ILMEC 315 PERFORMANCE CURVE



## ILMEC CONSULTANT SPECIFICATION

Mixed flow inline fan with high efficiency EC motor. Polypropylene moulded casing. Removable central unit with a motor, impeller and terminal box is attached to the fittings by means of special mounting brackets with integral latches. Unit has flat mounting plate for secure wall mounting but unit can be installed in any angle. The fans are controlled by means of a 0-10V control signal. As the control signal changes the EC fan changes speed accordingly to supply the exact air amount. Suitable for 50Hz and 60Hz (1 phase) networks. A separate speed controller is available as ancillary.